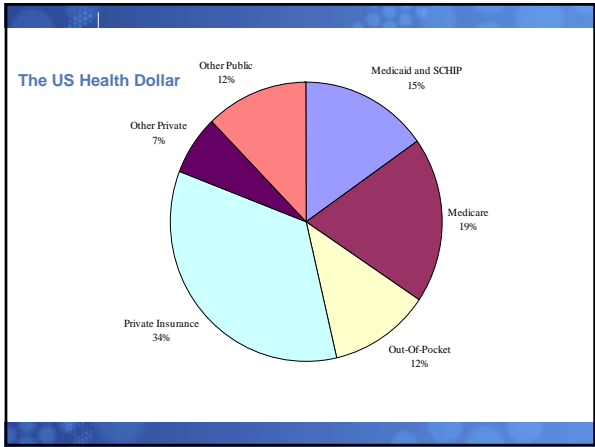
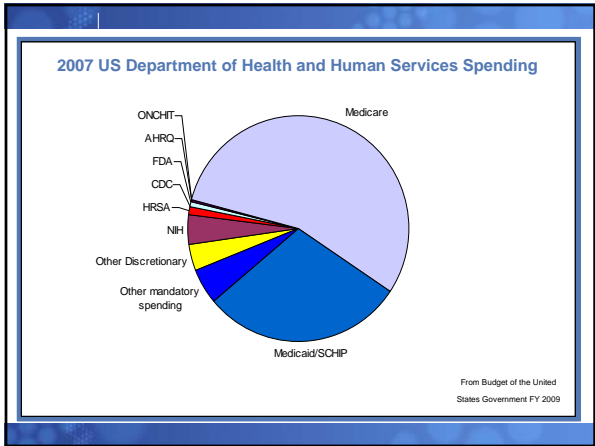


Follow the Money: How Federal Dollars Flow

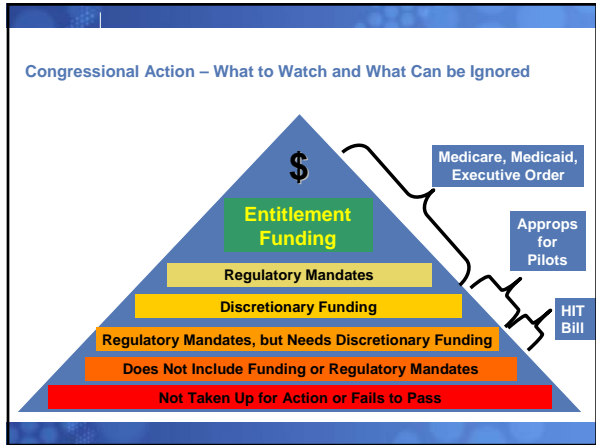
Ned McCulloch
Joe Tracy





Federal Healthcare Family

Federal Agency	Program	Beneficiaries	Expenditure (billions)
HHS	Medicare	43.1 Million (Elderly and Disabled)	\$401.3
HHS	Medicaid	50.3 Million	\$307
HHS	State Children's Health Insurance Program	6.2 Million	\$7.6
HHS	Indian Health Service	1.8 Million	\$3.8
VA	Veterans Health Administration	5.8 Million	\$38.9
DOD	TRICARE Program	9.1 Million	\$39.5
OPM	Federal Employees Health Benefit Program	8 Million	\$27
Total		124.3 Million	\$825.1 Billion



Impact and Timing of Federal Policy Process

Policy Change	Impact	Timing
President's Executive Order	Significant and Increasing	Ongoing
Pilot Funding (ONCHIT, AHRQ, HRSA, CMS)	Small but strategic	Immediate
Health Information Technology Bills	Significant positive bias but limited direct funding impact	2009 and beyond
Medicare and Medicaid Reimbursement Changes	Large	2009 and beyond (except for physicians)
